

Scaled data based on original data using  
LM-79-08 Approved Method: Electrical and Photometric Measurements of Solid-  
State Lighting Products

Test Report Prepared for  
Cooper Lighting Solutions  
(formerly Eaton)

Brand: STREETWORKS

Report Number: P847164

Luminaire Tested: **GLAN-SB3A-850-U-T1**

Issue Date: 6/26/2024

**Test Information**

Test Method: LM-79-08  
Report Number: P847164  
TEST IS SCALED FROM IESNA LM-79-08 TEST DATA (G2-2405-108-2)  
Test Lab: INNOVATION CENTER  
Issue Date: 6/26/2024  
Manufacturer: COOPER LIGHTING SOLUTIONS (FORMERLY EATON)  
Product Line: STREETWORKS  
Catalog Number: GLAN-SB3A-850-U-T1  
Description: GALLEON AREA AND ROADWAY HIGH DENSITY LED LUMINAIRE  
(3) 80 CRI, 5000K, 350mA LIGHTSQUARES WITH 26 LEDS EACH AND TYPE I OPTICS  
Light Source: -  
Ballast/Driver: -

**Summary**

Lumens per Lamp: N/A  
Luminaire Lumens: 11432 lumens  
Efficiency: N/A  
Efficacy: 135.0 lumens/watt  
Luminous Opening: Rectangular (W 1' x L: 1' x H: 0')  
IES Classification: Type I - Short  
BUG Rating: B3 - U0 - G3

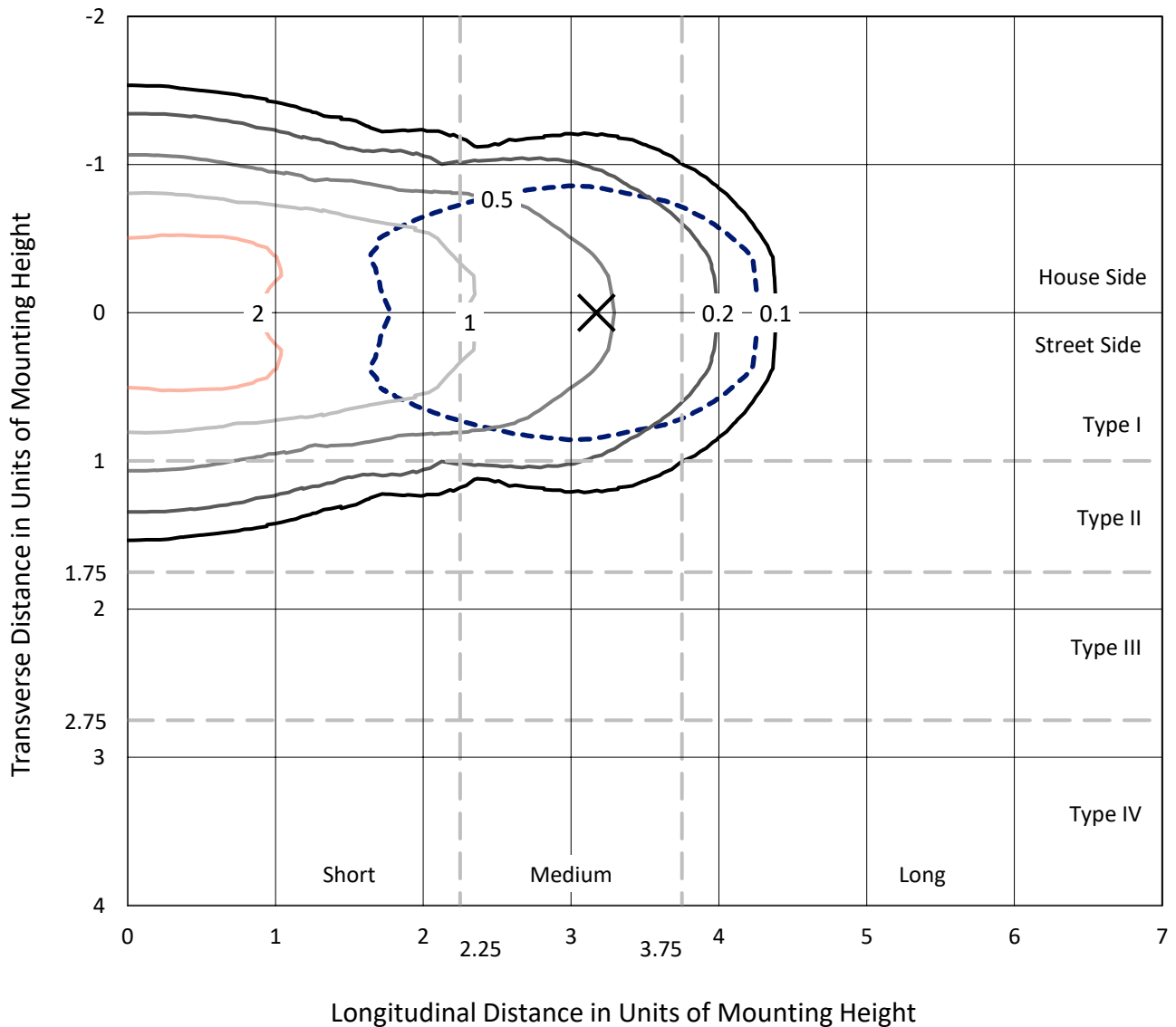
Input Watts (W): 84.7  
Input Voltage (V): NR  
Input Current (Ain): NR  
Voltage Rise (V): NR  
Power Factor: NR  
Total Harmonic Distortion (THDi): NR  
Frequency (hertz): 60  
Stabilization Time: NR  
Operation Time: NR  
Ambient Temperature (°C): NR  
Test Distance: 24 FT



REPORT NUMBER: P847164  
 CATALOG NUMBER: GLAN-SB3A-850-U-T1

### Iso-Footcandle Lines of Horizontal Illumination

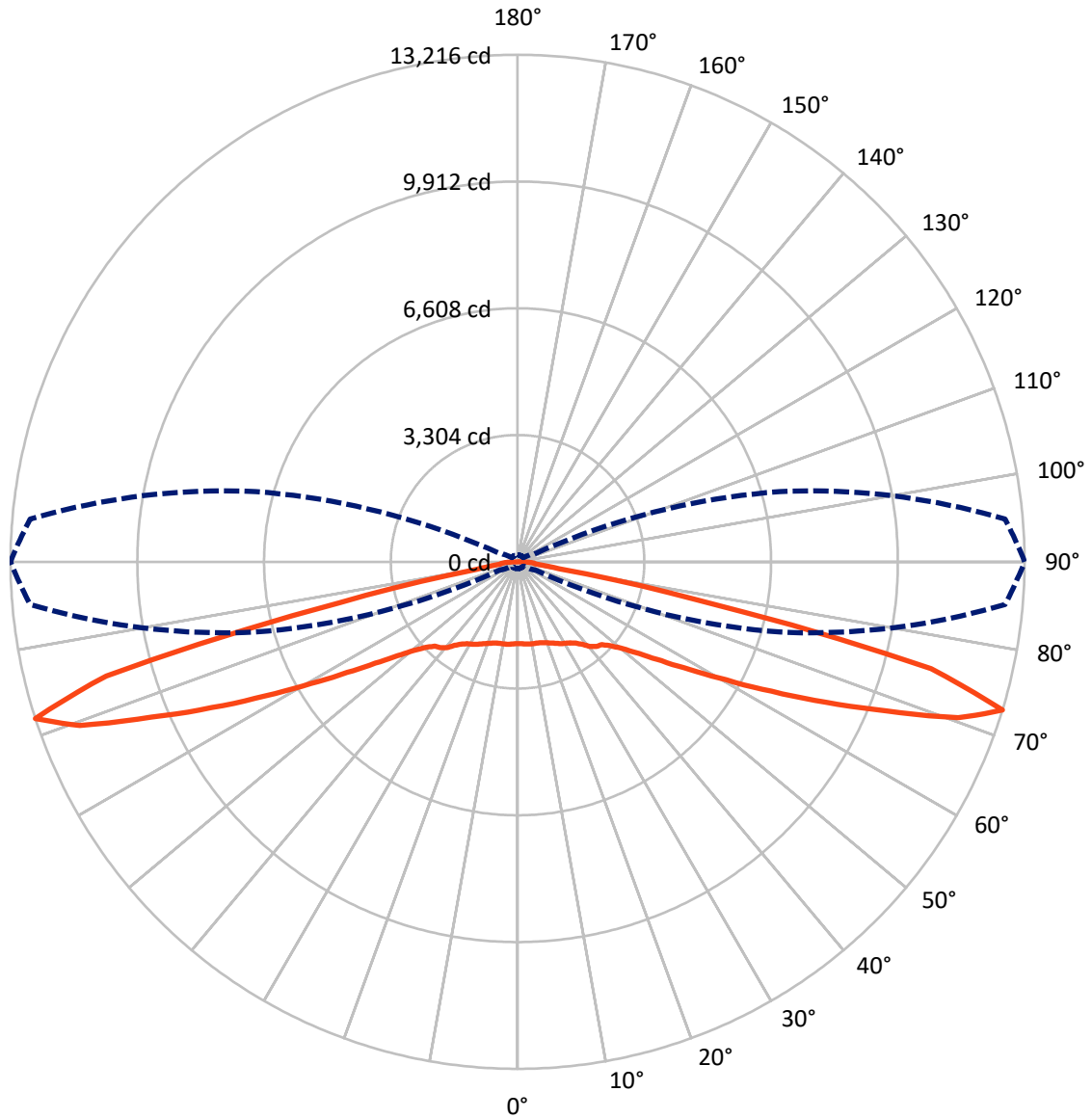
× Max cd  
 - - - 1/2 Max cd



Based on 25 foot mounting height. Maximum calculated value = 3.4 fc  
 Type I - Short - N/A

REPORT NUMBER: P847164  
CATALOG NUMBER: GLAN-SB3A-850-U-T1

### Luminous Intensity Polar Plot



— Vertical Plane Through 90-Deg Lateral      - - - Horizontal Cone Through 72.5-Deg Vertical

REPORT NUMBER: P847164  
 CATALOG NUMBER: GLAN-SB3A-850-U-T1

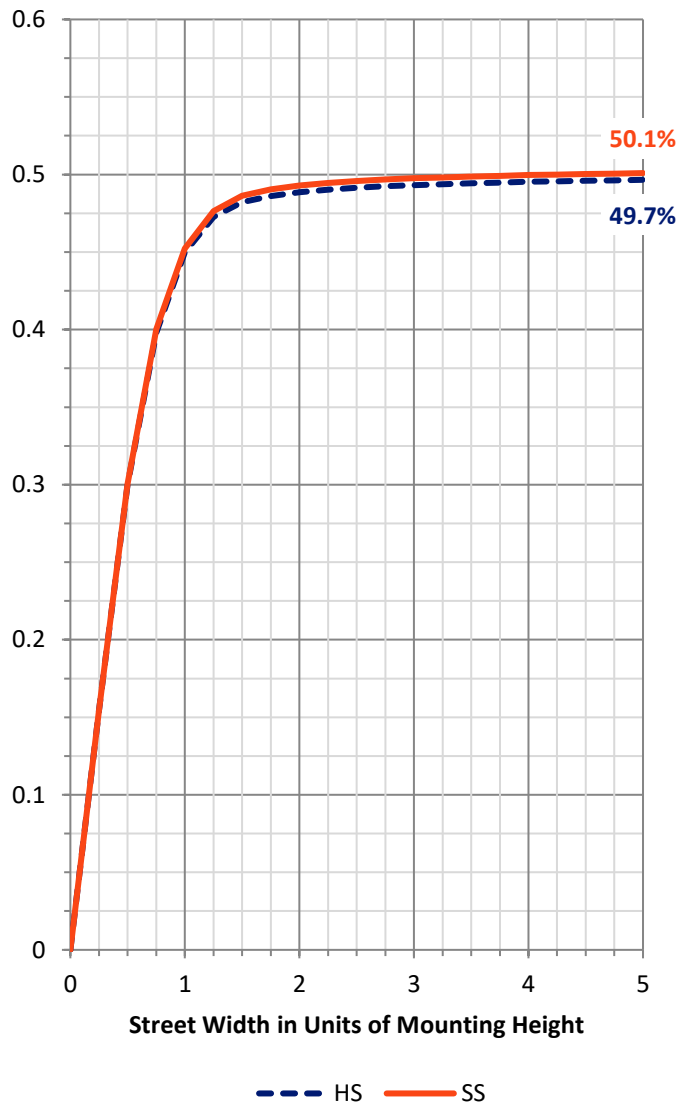
**FLUX DISTRIBUTION:**

		Downward	Upward	Total
<b>House Side</b>	Lumens	5716.0	0.0	5716.0
	% Fixture	50.0	0.0	50.0
<b>Street Side</b>	Lumens	5716.0	0.0	5716.0
	% Fixture	50.0	0.0	50.0
<b>Total</b>	Lumens	11432.0	0.0	11432.0
	% Fixture	100.0	0.0	100.0

**ZONAL LUMENS:**

Zone	Lumens	% Fixture
0°-10°	207.1	1.8
10°-20°	633.3	5.5
20°-30°	1056.0	9.2
30°-40°	1452.3	12.7
40°-50°	1773.7	15.5
50°-60°	2051.5	17.9
60°-70°	2446.0	21.4
70°-80°	1707.2	14.9
80°-90°	104.9	0.9
90°-100°	0.0	0.0
100°-110°	0.0	0.0
110°-120°	0.0	0.0
120°-130°	0.0	0.0
130°-140°	0.0	0.0
140°-150°	0.0	0.0
150°-160°	0.0	0.0
160°-170°	0.0	0.0
170°-180°	0.0	0.0
0°-90°	11432.0	100.0
0°-180°	11432.0	100.0

**Coefficient of Utilization**



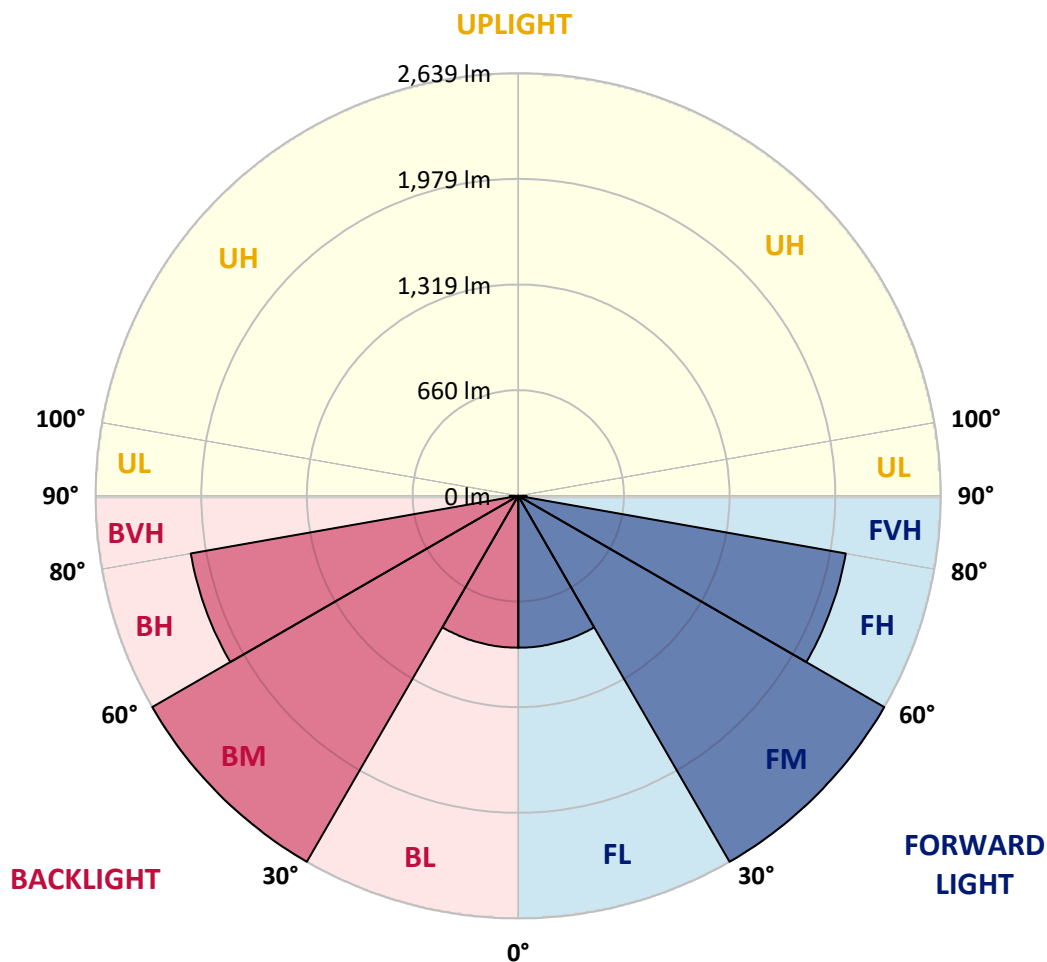
REPORT NUMBER: P847164  
 CATALOG NUMBER: GLAN-SB3A-850-U-T1

**LUMINAIRE CLASSIFICATION SYSTEM LUMEN TABLE AND BUG RATING:**

Zone	Lumens	% Fixture	Zone Rating/Lumen Limit		
			B	U	G
FL (0°-30°)	948.2	8.3			
FM (30°-60°)	2638.7	23.1			
FH (60°-80°)	2076.6	18.2			G2/5000
FVH (80°-90°)	52.4	0.5			G1/100
BL (0°-30°)	948.2	8.3	B2/1000		
BM (30°-60°)	2638.7	23.1	B3/5000		
BH (60°-80°)	2076.6	18.2	B3/2500		G3/2500
BVH (80°-90°)	52.4	0.5			G1/100
UL (90°-100°)	0.0	0.0		U0/0	
UH (100°-180°)	0.0	0.0		U0/0	

**BUG Rating: B3-U0-G3**

Type I Short



REPORT NUMBER: P847164  
 CATALOG NUMBER: GLAN-SB3A-850-U-T1

**CANDELA DISTRIBUTION (FULL):**

	0°	5°	15°	25°	35°	45°	55°	65°	75°	85°
0°	2136.2	2136.2	2136.2	2136.2	2136.2	2136.2	2136.2	2136.2	2136.2	2136.2
2.5°	2138.0	2140.4	2140.4	2138.6	2142.9	2139.2	2139.2	2137.4	2139.2	2137.4
5°	2148.9	2152.0	2153.2	2152.6	2158.1	2155.0	2155.0	2152.6	2153.2	2151.4
7.5°	2169.6	2173.9	2176.3	2179.3	2187.2	2183.6	2181.1	2173.9	2170.8	2166.0
10°	2176.3	2181.1	2189.0	2204.8	2223.1	2223.7	2216.4	2198.2	2184.2	2173.3
12.5°	2155.6	2162.3	2178.7	2210.9	2251.6	2268.0	2256.5	2226.1	2198.8	2179.3
15°	2129.5	2136.8	2161.7	2210.3	2270.5	2308.7	2307.5	2267.4	2223.7	2193.3
17.5°	2088.8	2096.1	2131.9	2200.0	2285.0	2348.2	2365.2	2323.9	2262.6	2221.9
20°	2015.3	2022.0	2071.8	2167.2	2289.9	2390.2	2434.5	2398.0	2321.5	2266.2
22.5°	1919.9	1930.2	1988.6	2110.7	2278.4	2433.9	2513.5	2488.6	2390.2	2313.6
25°	1817.8	1828.8	1896.8	2041.4	2248.6	2465.5	2607.1	2591.3	2467.9	2372.5
27.5°	1729.7	1741.3	1815.4	1972.8	2202.4	2477.6	2699.4	2707.3	2562.1	2437.5
30°	1660.5	1671.4	1750.4	1917.5	2142.9	2465.5	2780.2	2834.9	2658.1	2494.0
32.5°	1584.5	1598.5	1681.7	1850.0	2072.4	2436.3	2850.7	2972.8	2769.3	2554.8
35°	1488.5	1501.3	1588.8	1757.7	1980.0	2389.5	2909.6	3125.9	2928.5	2647.1
37.5°	1371.9	1384.0	1470.9	1642.2	1888.3	2323.9	2954.6	3298.5	3118.0	2780.2
40°	1254.6	1266.2	1347.6	1513.4	1778.3	2240.1	2970.4	3467.4	3335.5	2963.1
42.5°	1147.1	1157.4	1232.1	1386.5	1655.0	2133.2	2949.7	3614.4	3530.5	3090.7
45°	1048.0	1057.2	1123.4	1267.4	1526.8	2003.1	2887.7	3772.4	3762.6	3181.8
47.5°	935.0	944.2	1012.8	1151.9	1398.6	1850.6	2782.6	3927.9	4085.3	3388.4
50°	797.1	805.0	875.5	1018.9	1265.6	1688.4	2636.8	4050.0	4492.3	3701.3
52.5°	633.7	642.2	710.8	854.2	1107.6	1514.0	2444.8	4129.6	4962.6	4158.2
55°	471.5	477.5	537.1	665.9	912.0	1315.4	2204.2	4152.1	5496.0	4782.7
57.5°	342.1	345.7	384.0	480.0	691.4	1066.9	1912.0	4093.8	6130.9	5583.5
60°	277.0	278.3	289.8	332.3	480.6	786.2	1559.0	3893.3	6819.9	6615.7
62.5°	251.5	251.5	254.6	266.1	325.0	518.9	1131.9	3477.7	7558.7	7920.2
65°	233.9	233.9	235.1	240.6	256.4	330.5	714.5	2800.9	8181.4	9448.2
67.5°	218.1	218.7	218.1	219.9	229.1	244.2	414.4	1934.5	8516.8	11031.5
70°	201.7	202.9	199.9	199.9	207.2	207.8	259.4	1060.8	8238.5	12358.4
72.5°	182.3	184.1	179.2	178.0	183.5	181.1	195.0	509.1	7073.2	12754.6
75°	165.3	167.7	156.8	153.7	153.7	151.9	158.6	261.3	4590.7	10404.5
77.5°	150.1	154.9	137.3	127.6	125.2	119.7	129.4	159.8	2008.0	4884.8
80°	123.9	130.6	113.0	101.5	97.2	91.1	102.1	111.8	597.2	1134.3
82.5°	92.3	95.4	80.2	72.3	68.7	64.4	76.6	77.8	194.4	401.6
85°	58.9	60.1	49.2	42.5	40.7	38.9	48.6	42.5	74.1	295.3
87.5°	20.7	23.7	18.8	17.0	18.2	15.2	22.5	12.8	20.7	208.4
90°	0.0	0.0	0.0	0.0	0.0	0.0	0.0	0.0	0.0	0.0

(END C

90°

2136.2  
2137.4  
2151.4  
2166.0  
2171.4  
2176.3  
2188.4  
2215.2  
2255.9  
2299.6  
2353.1  
2416.9  
2464.3  
2517.1  
2605.2  
2724.3  
2903.5  
3014.1  
3078.5  
3269.3  
3551.8  
3974.1  
4552.5  
5293.7  
6250.6  
7431.1  
8829.7  
10363.8  
12182.8  
13216.3  
11128.7  
4783.3  
1086.3  
453.8  
428.9  
258.2  
0.0

OF REPORT)